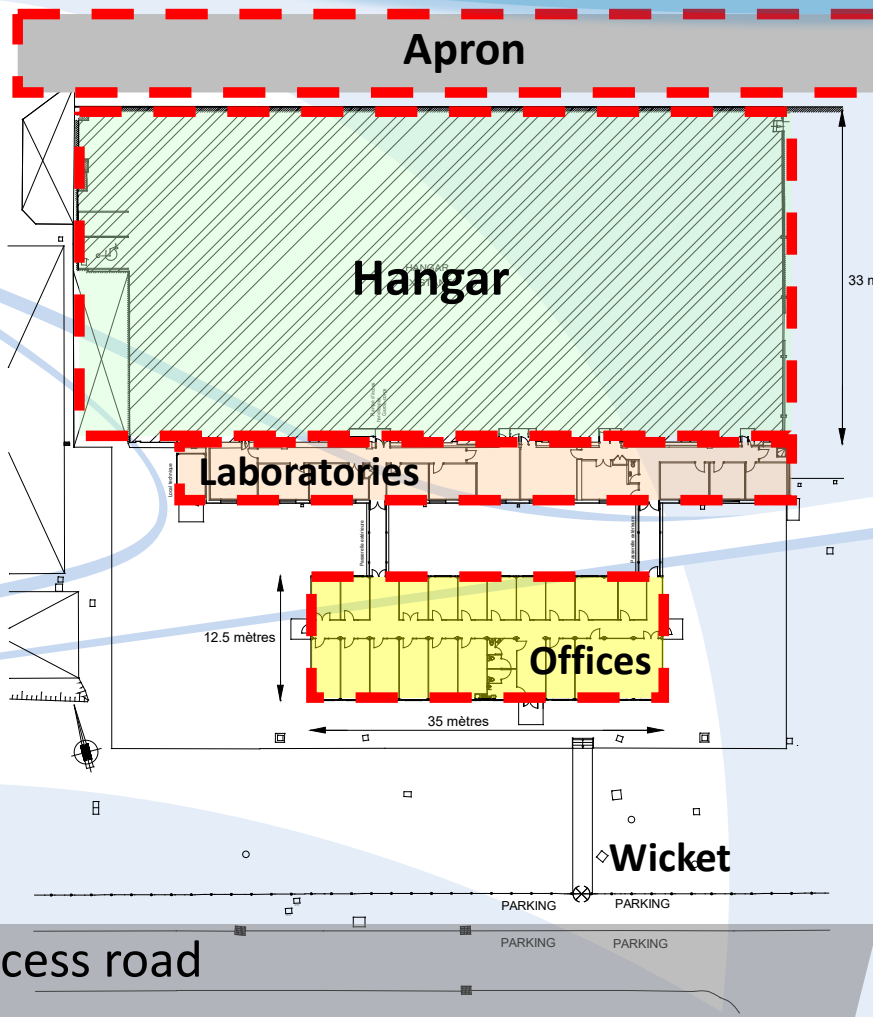


# Safety Instructions



June 2023

## Airport area



## Restricted area

- **Circulation in restricted area**

Offices and laboratories :

- pedestrians : access by wicket

Hangar

- pedestrians : access by offices and laboratories
- vehicles : restricted access by apron

**It is mandatory to be accompanied by a person of SAFIRE**

**For safety reason, hangar and laboratories are **NO-SMOKING AREAS****

PLAN RDC

Access road

PARKING

PARKING

PARKING

PARKING

PARKING

PARKING

PARKING

PARKING


PARKING




PARKING

PARKING

PARKING

## Airport area

- Circulation in restricted area : **Apron**
  - pedestrians : fluorescent waistcoat is required
  - vehicles : access restricted :
    - **It is Mandatory to be accompanied by a person of SAFIRE** 
    - **Priority is always given to all aircraft moving**
    - **Pay attention with the meaning of the aircraft lights**

LIGHTS	MEANING
Navigation lights :  Red and green on the wing tips , white on the rear tail cone	Aircraft under voltage
Beacon lights : blinking red 	Aircraft about to start the engines
Taxi lights :  White on the nose landing gear	Aircraft taxiing

## Near the Aircraft

- **In the hangar :**

Prohibited areas are marked out by chains or red and white cones



**It is not allowed to  
penetrate in the  
marked out zones**

## Near the Aircraft

- **On the apron :**

Prohibited areas are marked out by chains or red and white cones



**It is not allowed to  
penetrate in the  
marked out zones**

# Safety Instructions : PA23

## Around the Piper

- **When the engines are running :**

**It's forbidden to approach the aircraft**



# Safety Instructions : PA23

## Access on board

- Access on board can only be done accompanied by one person of SAFIRE :



**People not belonging to  
SAFIRE cannot remain  
alone on board.**

# Safety Instructions : PA23

## Access on board

- Only people of SAFIRE are authorized to handle the door of the aircraft:



**In any case, no step  
outside the BLACK areas**



# Safety Instructions : PA23

## Access on board

- For any flight, all crew must have:
  - A valid mission order
  - A valid passports or ID, valid visas if necessary
  - Vaccinations so necessary
  - Any means of payment, credit card and/or cash.

# Safety Instructions : PA23

## Clothing on board

- For safety reasons, please wear trousers (pants) made of non-flammable material and closed shoes.

# Safety Instructions : PA23

## Loading



All device and material must be declared at SAFIRE before to be loaded in the aircraft.

(In particular sensitive or dangerous goods such as gas or battery ...)

## Life on board

- Hierarchy on board
  - the Captain, on the left seat in the cockpit
  - the SAFIRE experimenter is seated on the right back part of the cabin
  - the scientist seated on the right seat in the cockpit
- The SAFIRE experimenter is in charge of safety in the cabin
- He checks with the scientists the knowledge and the comprehension of the safety instructions
- He will organize the evacuation of the aircraft **if ordered by the Captain**

# Safety Instructions : PA23

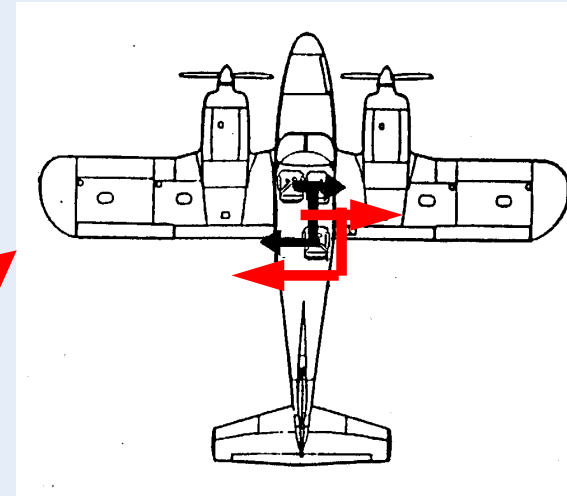
## Life on board

- It's requested to be present on board and ready for departure **at least 15 minutes** ahead of the start of the engines
- On board during flight, all the communications are on the same loop. Before asking for a request make sure you won't disturb the radio communications of the pilot.
- It's always **prohibited to smoke** on board.
- There is **no toilets** on board, so please plan ahead !

## Safety Instructions



- Seatbelts must be fasten all along the flight



- Safety cards mentioning escape routes are available at each working seat
- The emergency evacuation is always initiated by the main experimenter **on the order of the Captain**
- It must be operated only by the indicated emergency exits

## Safety Instructions

- Emergency exit door :



- The opening of the emergency exit must only be operated under the Captain or the experimenter order.

## Safety Instructions

- The life jackets are in the pocket on the back of each of the two seats



- Put on the life jacket only when ordered by the pilot or the experimenter.
- The inflation of the life jacket has to be done imperatively **outside of the aircraft.**





## Safety Instructions

- Safety position for emergency landing :
  - Keep your table IN
  - Fasten your seat belt tightly
  - Keep your hands on your knees
  - Hold your head on your breast



## Safety Instructions

- The use of the extinguisher is strictly reserved to the main experimenter and/or the pilot



## Safety Instructions



### WARNING



**IMMEDIATELY NOTIFY A SAFIRE FLIGHT ENGINEER IN THE EVENT OF A SUSPECTED FIRE  
ONLY A SAFIRE FLIGHT ENGINEER CAN TAKE ACTION ON A FIRE ON BOARD**

**DO NOT ATTEMPT TO PICK UP OR MOVE A SMOKING OR BURNING PED**

**DO NOT COVER A SMOKING OR BURNING PED**

**DO NOT USE ICE TO COOL A SMOKING OR BURNING PED**


### PED Lithium Battery Fire Handling

- Inform the captain
- Displace the passengers and move other PEDs away from the danger area
- Unplugged the concerned PED
- Put on Protective Breathing Equipment (PBE)
- Put on appropriate **protective gloves** (if available on board)
- Extinguish the fire, using the halon portable extinguisher
- Douse the PED with water or any other non alcoholic liquid **when fire is extinguished**
- Contain the fire and monitor the fire area after extinguishment
- Keep the captain informed and follow his instructions
- When the fire is extinguished and the PED has cooled down, put the PED into a **fire containment bag**, available on board.



**Lithium batteries can catch fire or explode if they are subjected to shocks or overvoltage.**

## Safety Instructions

-  It' forbidden to remain on board **during the aircraft refuelling.**
- Any violation of the safety instructions rules can involve a suspension of flight pronounced by the direction of SAFIRE