

# Safety instructions



SAFIRE



# Find Francazal Airport

SAFIRE is located on Toulouse Francazal Airport, located in the town of Cugnaux, south - west of Toulouse (direction Tarbes)

## CNRS SAFIRE

### Aéroport de Toulouse Francazal

Avenue du Général Barès  
B.P. 20034  
31270 Cugnaux-France

### Access by car

Take the A64 towards Tarbes  
Take exit n° 37 (Cugnaux)  
Follow Francazal Toulouse Airport  
(entrance at 135 Avenue of Comminges)



# Find SAFIRE on the airport

- Since you enter a restricted area, the access requires to call the secretary to open the entry gate.
- Take the road in front of you (slightly to the left) and continue straight until you see the SAFIRE hangar (last building on the right side of the lane). Pass the turnstile and report to the reception

At the entrance, stop in front of the entryphone located 5 meters before the access gate

Scroll through the names and ring on "CNRS SAFIRE" to open the gate

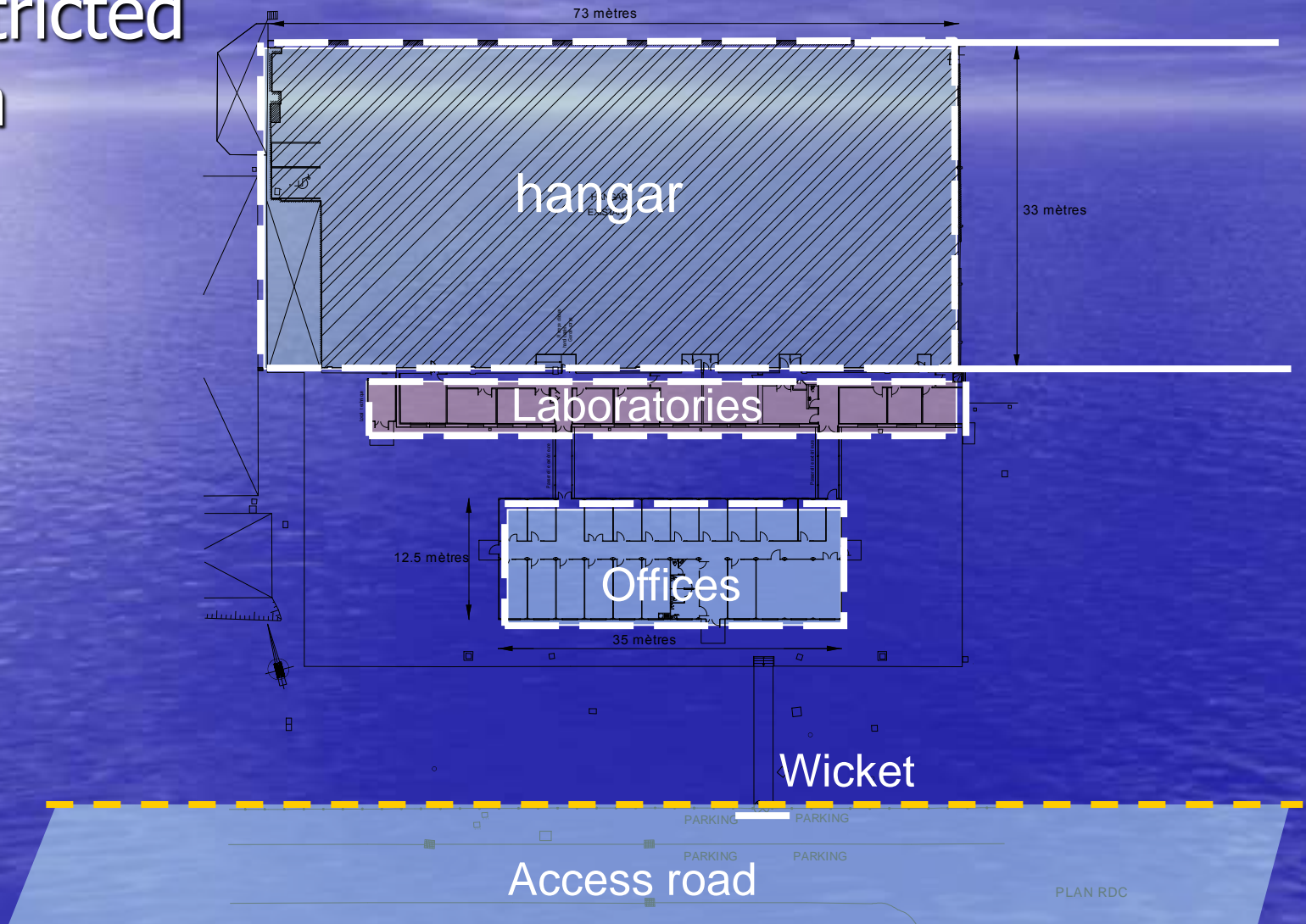
**Or call 05-34-57-23-23**  
**desk@safire.fr**



# Airport area

## Apron

- Restricted area



# Airport area

- Circulation in restricted area

Offices and laboratories

-pedestrians : access by wicket

Hangar

-pedestrians : access by the offices and laboratories

-vehicles : access restricted by the apron



**It is mandatory to be accompanied by a person of SAFIRE**

**For safety reason, hangar and laboratories are non- smoking areas**

# Airport area

- Circulation in restricted area

## Apron

- pedestrians : fluorescent waistcoat is required
- vehicles : access restricted






**It is Mandatory to be accompagnied by a person of SAFIRE**

# Airport area

- Circulation in restricted area

Pay attention with the meaning of the aircraft lights

lights	Meaning
Navigation lights (red and green on the wing tips and white on the rear tail cone. 	Aircraft undervoltage
Beacon lights ( blinking red ) 	Aircraft about to start the engines
Taxi lights (on the nose landing gear) 	Aircraft taxiing

# Near the aircrafts

- In the hangar :  
Prohibited areas are marked out by chains or red and white cones



**It is not allowed to penetrate in the marked out zones**





# Near the aircrafts

- On the apron :  
Prohibited areas are marked out by chains or red and white cones



It is not allowed to penetrate in the marked out zones



# Around the Piper

- When the engines are running ,  
**It is forbidden to approach the aircraft**



# Access on board

- The access on board can be done only in the presence of one person of SAFIRE.



**People not belonging to SAFIRE  
cannot remain alone on board.**



# Access on board

- For any flight, all crew must have:  
mission order,  
valid passports, visas,  
vaccinations so necessary

# Access on board

- The people external with SAFIRE are not authorized to handle the door of the plane.
- **No step outside the black area !**



# LOADING

- All device and material must be declared at SAFIRE before to be loaded ( in particular sensitive goods such as gas...)



# Life on board

- Hierarchy on board

1- the Captain, on the left seat in the cockpit

2- the SAFIRE main experimenter is seated on the right aft part of the cabin

3- the scientist seat is on the right seat in the cockpit

# Life on board

- the SAFIRE main experimenter is in charge of safety in the cabin
- He checks with the scientists the knowledge and the comprehension of the safety instructions
- He will organize the evacuation of the aircraft if ordered by the Captain



# Life on board

- It is requested to be present on board and ready 15 minutes before the start up of the engines.
- All the communications are on the same loop. Before asking for a request, pay attention to radio com.
- It is prohibited to smoke on board
- Plan ahead, there is **no toilets** on board

# Safety instructions

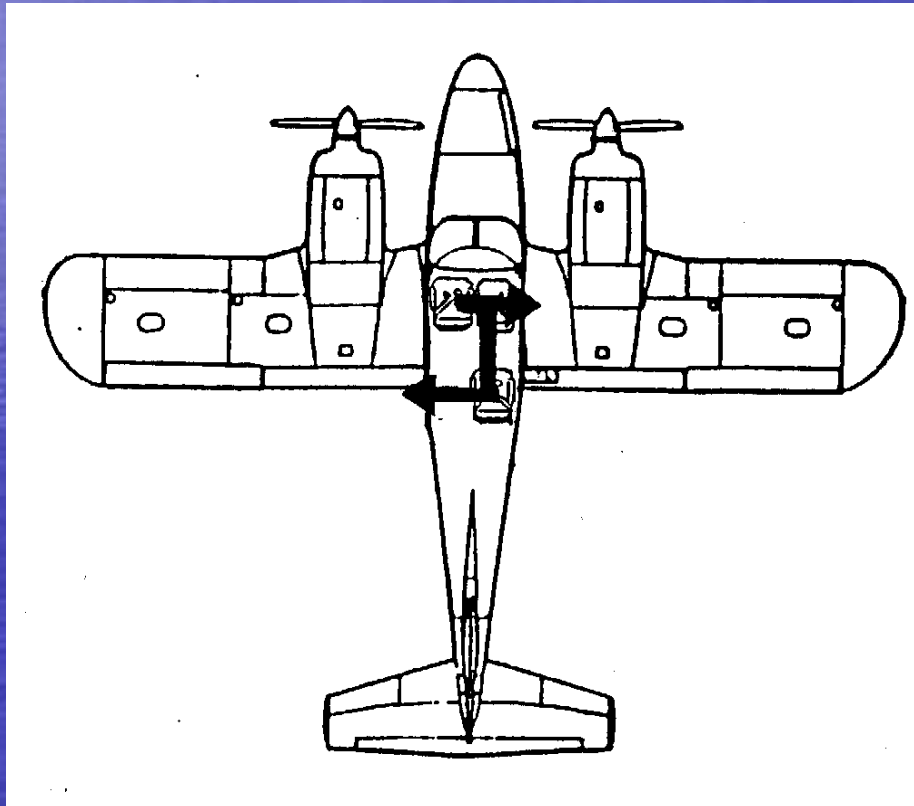


The seatbelt must be fasten during all the flight



# Safety instructions

- Safety card with escape route available at each working station



# Safety instructions


The emergency evacuation will be initiated by the main experimenter on order of the captain

- It will be made obligatorily by the indicated exit

# Safety instructions

## Emergency exit door



-  The opening of the emergency exit is done only under the pilot or experimenter order.

# Safety instructions

The life jackets are **behind the two seats**



- Put on the life jacket when ordered by the pilot or the main experimenter
- The inflation of the life jackets will have to be done imperatively outside the plane



# Safety instructions

## Safety position for emergency landing

- Keep your table IN
- Fasten your seat-belt tightly
- Hands on your knee
- Hold your head on your chest



# Safety instructions

- The use of the extinguisher is strictly reserved to the main experimenter and the pilot



COCKPIT



# Safety instructions

## PED Lithium Battery Fire handling

### WARNING


DO NOT ATTEMPT TO PICK UP AND MOVE A SMOKING OR BURNING PED

DO NOT COVER A SMOKING OR BURNING PED

DO NOT USE ICE TO COOL A SMOKING OR BURNING PED

- Inform the Captain.
- Displace the passengers and move other PEDs away from the danger area.
- Unplug the concerned PED.
- Don Protective Breathing Equipment (PBE).
- Put protective gloves on (if available on board).
- Extinguish the fire by using the Halon portable extinguisher.
- Douse the PED with water or any other non-alcoholic liquid when fire is extinguished.
- Contain the fire and monitor the fire area after extinguishment.
- Keep the Captain informed and follow his instructions.
- When the fire is extinguished and the PED has cooled down:
  - Place PED into a fire containment bag (if available on board).

# Safety instructions

-  It is forbidden to remain on board **during the aircraft refuelling**
- Any breach with the safety instructions rules can involve a suspension of flight by the direction of SAFIRE